



# New Main Hall - GA Floor Plan

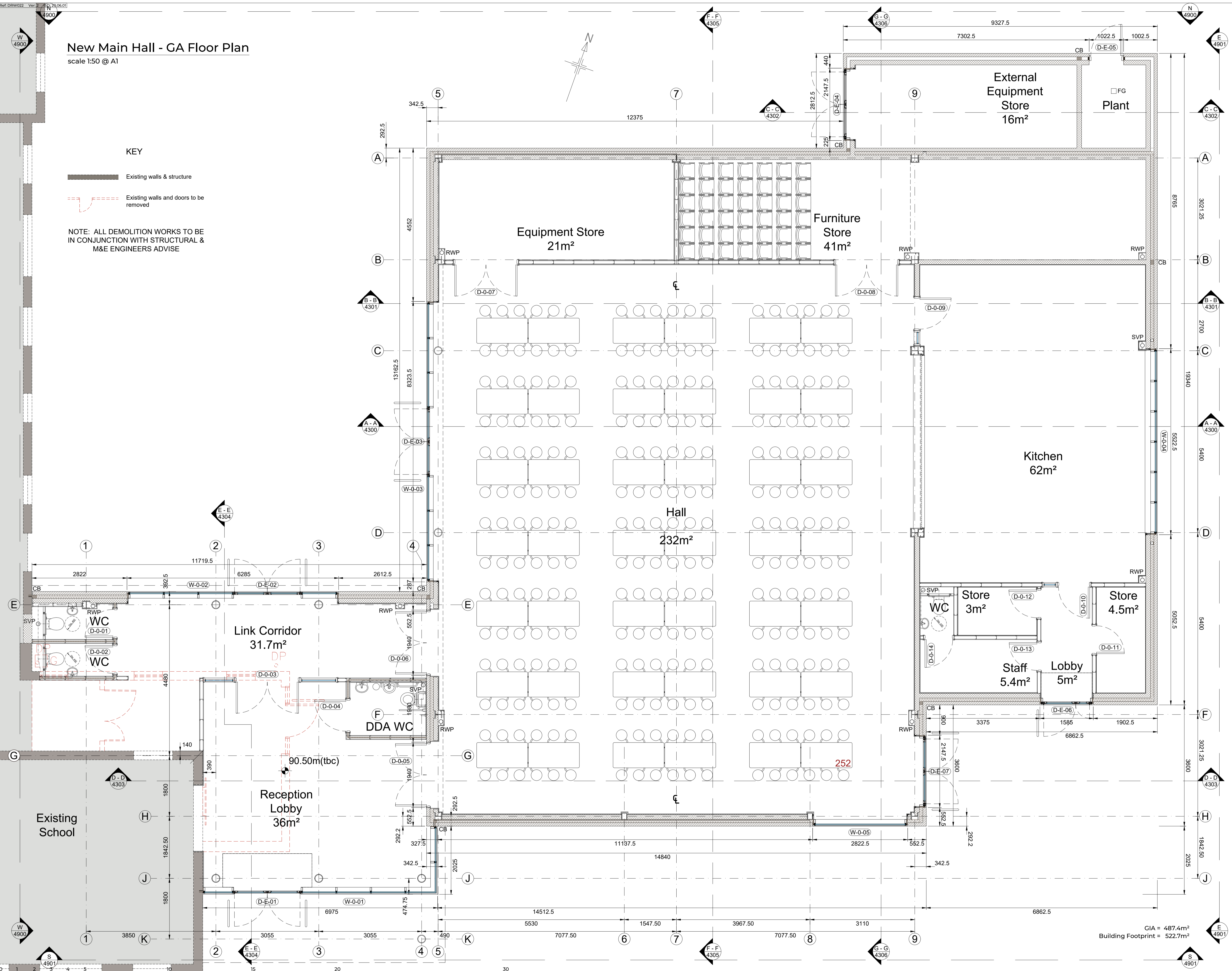
scale 1:50 @ A1

## KEY

-  Existing walls & structure
-  Existing walls and doors to be removed

NOTE: ALL DEMOLITION WORKS TO BE IN CONJUNCTION WITH STRUCTURAL & M&E ENGINEERS ADVISE

- Notes:
1. This is an AI drawing, if reproduced in any other format the scale shown will be incorrect.
  2. Do not scale off this drawing.
  3. Any ambiguities, omissions and errors, or inconsistencies with other documents, on this drawing should be notified immediately to the architect before the commencement of works on site.
  4. All dimensions are in millimeters unless otherwise stated.
  5. All dimensions, unless otherwise stated, are to the face of unfinished masonry walls or to the face of stud partitions, excluding plasterboard.
  6. All dimensions are to be checked on site. any discrepancies are to be notified immediately to the architect before the commencement of works on site.
  7. All levels are in meters unless otherwise stated.
  8. This drawing is to be read in conjunction with all other relevant drawings and specifications for this project and apparent inconsistencies brought to the attention of the architect.
  9. It is the responsibility of specialist roofing/wall cladding/insulation manufacturer to ensure full compliance with their composite build up as specified by them, and that the integration of their product into the building design meets the required fire tests and complies with Building Regulations.



C01 14.04.23 CONSTRUCTION ISSUE	AM RR XX
T02 07.11.22 TENDER RE-ISSUE	AM RR XX
Rev Date	Description
	By Ck Ap

**cbp.**

T: 0115 948 1144  
[www.cbp-arch.co.uk](http://www.cbp-arch.co.uk)  
 44 The Ropewalk, Nottingham, NG1 5DW

Project  
**Samuel Barlow Primary Academy  
 Clipstone, Nottinghamshire  
 Proposed School Expansion**

Drawing title  
**Proposed New Hall  
 GA Floor Plan**

Drawn by	Checked by	Approved by	Scale	Date	RIBA Stage
AM	RR	-	1:50	20/10/2022	5

Project  
 19169 - CBP - Z2 - GF - M2 - A-3500 - D2 - C01

Reproduced subject to copyright Original sheet size A1

GIA = 487.4m²  
 Building Footprint = 522.7m²

Do not scale from this drawing